3000 SERIES (Dip Type Mid Mounting Ear)

FEATURE

Insulator Material : PBT UL94V-0
Contact Material : Phosphor Bronze
Plating : Selective Gold Plating Over Nickel On Contact Point
100μ" Tin Plating On Tail Section
50μ" Nickel Underplating

SPECIFICATION

Current Rating : 3 Ampere
Contact Resistance : 20 milliohms maximum
Insulation Resistance : 5000 megohms minimum
Voltage Rating : 800 VAC 1 minute
Operation Temperature Range : -55°C to +105°C
Insertion Force : 412 grams max. per pair
Withdrawal Force : 32 grams min. per pair

ORDERING INFORMATION

3000 - □□□ - □ - □ - W - □

- **No. of Contacts**
- **Tail Length (T)**
- **Plating Code**
- **Mounting Ear**
  - N : No Mounting Ear
  - W : With Mounting Ear
- **Other Custom Options**

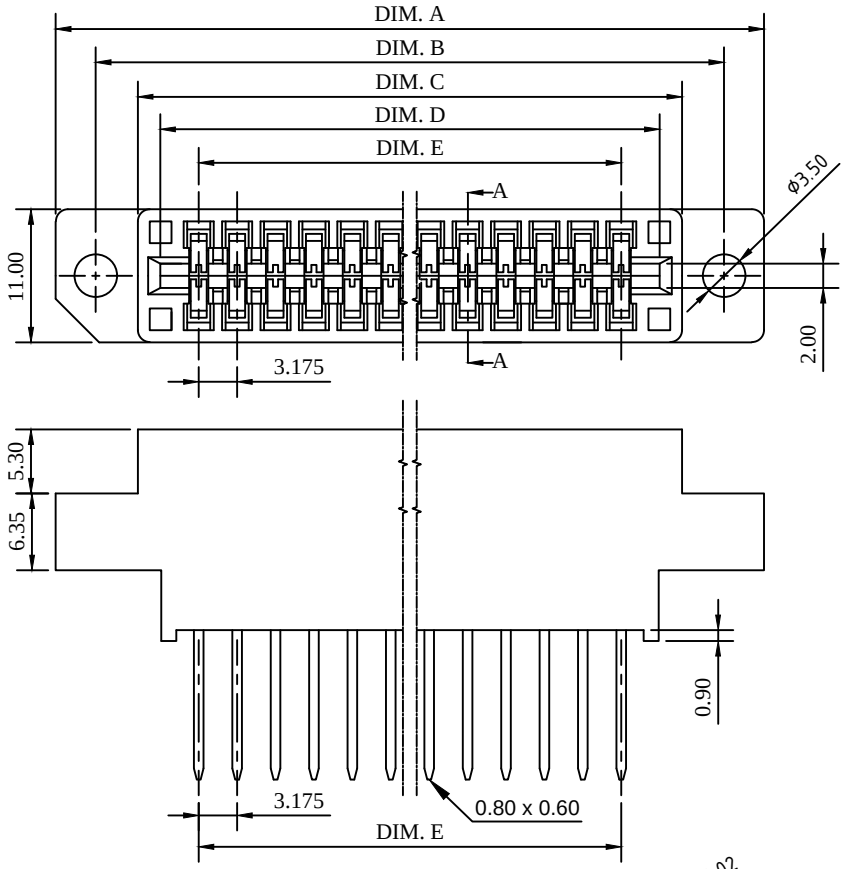

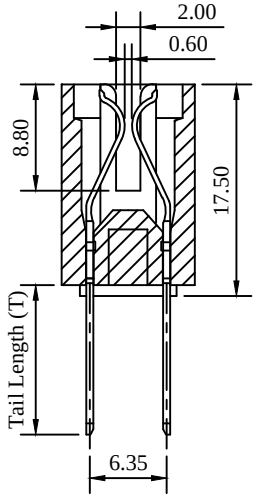

SEC A-A

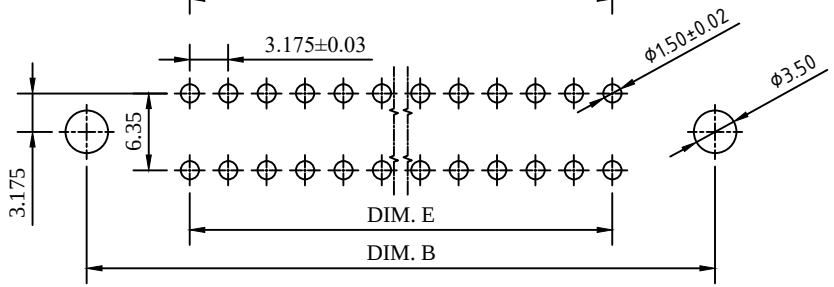

RECOMMENDED PCB LAYOUT

No. of Contacts	Dimensions (Dim.)				
	A	B	C	D	E
15/30	68.08	61.47	54.52	50.81	44.45
18/36	77.60	70.99	64.04	60.33	53.97
20/40	83.95	77.34	70.39	66.68	60.32
22/44	90.30	83.69	76.74	73.03	66.67
28/56	109.35	102.74	95.79	92.08	85.72
30/60	115.70	109.09	102.14	98.43	92.07
36/72	134.75	128.14	121.19	117.48	111.12
40/80	147.45	140.84	133.89	130.18	123.82
43/86	156.97	150.36	143.41	139.71	133.35
50/100	179.20	172.59	165.64	161.93	155.57

Tail Length (T)	
A	7.20
B	19.00

Plating Code	
1	10μ"
2	G/F
3	3μ"
4	5μ"
5	G/F Overall
6	30μ"
7	Tin Overall
8	15μ"
9	20μ"

Title : Customer Drawing	Type : Edgecard Connector		謙鑫實業股份有限公司 Cian Shin Industrial Co., Ltd		
Part No. : 3000 Series			Tolerances Unless Otherwise Specified : X. ± 0.50 .X ± 0.38 .XX ± 0.25 X.° ± .X° ± .XX° ±		
Description : Pitch 3.175 mm Edge Card Connector Dip Type Row To Row 6.35 mm With Mid Mounting Ear					
DWG No. : 010 - 0000 - 530	Date : 01 - Feb. - 2018		Dim.	Scale	Sheet	Rev.
APPD. : James C.	CHK. : Connie Z.	DRW. : Bryant C.	mm	N/A	1 of 1	J